


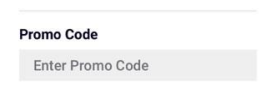
Instructions to Register for Florida Winter Tour Round #1:

(Registration opens Dec. 7 at 2 p.m. ET)

1. Download Kart Pass and scan your **U.S. Driver's License or your Passport** to sign up for a Kart Pass account *OR* **Update your Kart Pass App to the latest version!**
2. Find Florida Winter Tour Round #1 @ Isle Casino in Events
3. On the FWT Round #1 event detail screen, tap the neon "Register for Event" button



4. Select your registration class
5. If you have a promo code because you are a ROK ticket winner, scroll down and enter it here so you can receive your discount



6. Tap "Continue," select your payment method, and fill out the Registration Form
7. Complete checkout. *Note: Each registration must be done in a separate transaction.*
8. If you need to edit your registration, find your registration under "My Passes" in the app and tap the pencil icon to the right of "Edit Registration."

Edit Registration 

JAN **13-17**



9. Don't forget to get your Pit Passes, Transponder Rental and Thursday Practice Session passes! **Pass sales open Dec. 14.**

NOTE:

- NO track registration available
- **All passes and registrations must be done *through KART PASS APP***
- *Registration opens December 7th and passes are available for sale December 14th*

AFTER YOU REGISTER:

Please complete this form just prior to your arrival at the racing event [MEDICAL SCREENING QUESTIONNAIRE](#)

Each person (*Driver, Mechanic and Crew*) has to print, fill in, sign this form prior to arrival at the racing event and turn it in at check in.

We rely on your collaboration

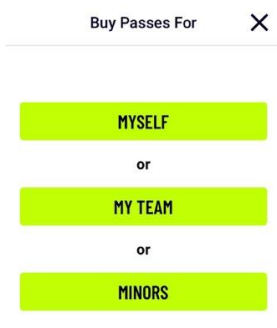
Instructions to Purchase Pit Passes and Additional Passes: *(Pass sales start Dec. 14)*

1. Go to the Events page and find Florida Winter Tour Round #1 @ Isle Casino
2. Tap on the neon "Get Your Pass" bar at the bottom of the FWT Round #1 event detail screen

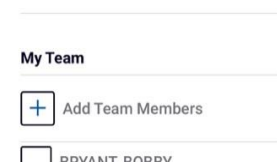


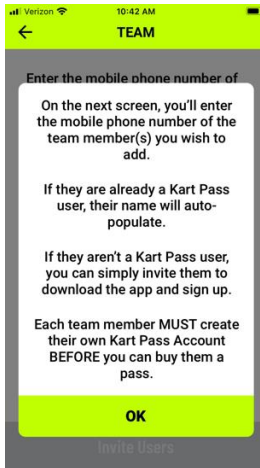
3. Select "Myself" or "My Team" to start the checkout process. You can buy passes for yourself and any team member 18+ in the same transaction by selecting "My Team."

Note: Minor Passes must be purchased separately for anyone under 18.



4. If you're buying passes for your team or others, add your Team Members to your Profile. *Note: Each Team Member must be 18+ and have their OWN Kart Pass account before you can buy them a pass.*

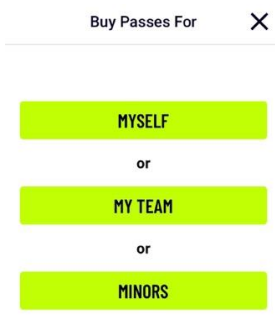




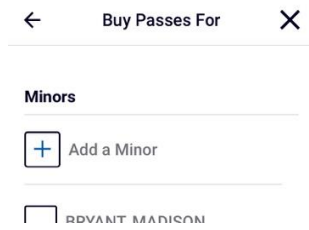
5. Select your Pit Passes, add a Transponder Rental or Thursday practice session, and sign your waiver. *Note: Driver Pit Passes are for drivers, Grid Mechanic Pit Passes are for the ONE grid mechanic per driver allowed, and Crew Pit Passes are for anyone else who needs access to the general pit area.*
6. Complete Checkout
7. Watch this video for step-by-step instructions on Team Purchases:
<https://vimeo.com/pitpay/teamfeature>

Instructions to Purchase Passes for Minors:

1. Go back to the event detail screen and tap on the neon “Get Your Pass” bar at the bottom
2. Select “Minors” to start the minor checkout process



3. Add Minor(s) to your Profile and select the Minor(s) you'd like to buy passes for. *Note: The second parent/legal guardian does NOT have to have a Kart Pass account.*



4. Select a Pit Passes and a Duty for each Minor, and add a Transponder Rental or Thursday Practice Session if needed
5. Sign the Parental Consent Form
6. The Minor(s) and second parent/legal guardian will have to sign the required legal documents that will be sent via text and email. The document that the Minor must sign will be sent to both parents/guardians. The document that the second parent/guardian's must sign will just be sent to them.
7. Watch this video for step-by-step instructions on buying passes for Minors:
<https://vimeo.com/pitpay/kartpassminors>